







Year R Home-Learning Term 2

<p>Challenge 1</p> <p>Art – Autumn</p> <p>Go on an Autumnal walk in your local area and collect a range of different coloured leaves. Can you create an animal from your leaves?</p>  <p>Take a photo and share it on Tapestry or Class DOJO.</p>	<p>Challenge 2</p> <p>Computing – Lego Builders</p> <p>Can you create a pattern using Lego bricks or another object in your household? Can you make a pattern with two different colours?</p> 
<p>Challenge 3</p> <p>Phonics</p> <p>CVC hunt</p> <p>Write down a range of CVC words for your child and get them to find them in your house.</p>  <p>See how many your child can find and read back to you in 5 minutes?</p> <p>Challenge: Get them to write some for you (the adult) and hunt them down!</p>	<p>Challenge 4</p> <p>PE – Dance</p> <p>This term we are working on a dance about toys – what is your favourite toy character?</p> <p>Can you create a few moves that might link with your character? For example, if you have Woody from Toy Story you might march like a cowboy or pretend to catch a horse.</p> 
<p>Challenge 5</p> <p>Maths – One more</p> <p>Can you find objects in your house to make groups? For example, cutlery, toy cars, toothbrushes.</p> <p>Can your child find one more or less than this group? Can they find the total?</p>	<p>Challenge 6</p> <p>Tales Toolkits</p> <p>Get your child to choose a character or a toy and then talk through a story with you, thinking about what the setting might be and what might happen in the story.</p> <p>Film them telling the story and share on Tapestry.</p> 