

**Final Outcome:**  
To create a scientific fact file showing their understanding of animals and their young.


**Component 6:**  
**What we will know after this sequence:**  
To describe and compare the structure of an animal compared to its baby.  
What is different and similar?  
Layout like fact file.

**Vocabulary:**  
Senses, human, test, taste, smell, touch, see, hear

**How will this feed into my next learning:**  
Make comparisons between and know the key features of each five varieties.

**SEN:**  
Images and key vocabulary available.

Clear instructions given.  
Sentence stems given.




**Component 4:**  
**What we will know after this sequence:**  
To perform simple tests.  
Investigate the 5 senses.  
Gather and record data.

**Vocabulary:**  
Variety, senses, test, record, investigate

**How will this feed into my next learning:**  
Make comparisons between animals and humans.

**SEN:**  
Alternative recording available.




**Component 5:**  
**What we will know after this sequence:**  
To identify and name a variety of common animals including fish, amphibians, reptiles, birds and mammals.  
Ask simple questions.  
Sort and describe animals into groups.  
Recognise adult and baby animals.

**Vocabulary:**  
Common, animal, group, sort, compare

**How will this feed into my next learning:**  
Make comparisons between and know the key features of each five varieties.

**SEN:**  
Special scissors available if necessary.  
Adult to model clearly.




**Component 3:**  
**What we will know after this sequence:**  
To say which part of the body is associated with which sense in the context of drawing activities that use the sensory organs.

**Vocabulary:**  
Sense, organ, discover, see, hear, taste, smell, feel

**How will this feed into my next learning:**  
Be prepared to investigate each sense.

**SEN:**  
Key vocabulary and images available to support.




**Component 2:**  
**What we will know after this sequence:**  
To recognise how our bodies change as we grow.

**Vocabulary:**  
Sense, organ, discover, see, hear, taste, smell, feel

**How will this feed into my next learning:**  
Be prepared to investigate each sense.

**SEN:**  
Key vocabulary and images available to support.  
To use pictures of themselves changing as they get older if this supports their understanding.



**Component 1:**  
**We should know:**  
Some of the parts of our own bodies.

**What we will know after this sequence:**  
To identify, name, draw and label the basic parts of the human body.

**Vocabulary:**  
Body, part, limb, organ, diagram

**How will this feed into my next learning:**  
We will be ready to link body parts to senses.

**SEN:**  
Video available. To sort body parts onto a mannequin or their own body prior to lesson to support pre-teaching.

